

SPSW

SPSW SERIES SINGLE POINT STAINLESS STEEL LOAD CELLS



Stainless steel load cells for off center loads, suitable for example to build CE-M approved scales with a single load cell with maximum dimensions of 500x400 mm.

CAPACITIES (kg): 7.5, 15, 30, 50, 100, 200.

OIML R60. C3 precision class.

17-4 PH stainless steel. IP67 protection.

The best solution
for advanced industrial
applications

MAIN FEATURES

- C3 PRECISION CLASS
- OFF CENTER LOAD COMPENSATED
- MADE IN 17-4 PH STAINLESS STEEL
- IP67 PROTECTION
- MAX. CAPACITIES FROM 7.5 TO 200 kg
- FOR PLATFORMS WITH DIMENSIONS UP TO 500 X 400 mm
- SHIELDED CONNECTION CABLE
- TEST CERTIFICATE AVAILABLE UPON REQUEST

TECHNICAL FEATURES






- Minimum load cell verification interval: $V_{min} = E_{Max} / 10.000-15.000$
- Maximum number of verification intervals: $n_{LC} = 3000$
- Full Scale Output: $2mV/V \pm 10\%$
- Temperature effect on zero:
from $\pm 0,0093\% \text{ F.S./10K}$ to $\pm 0,0140\% \text{ F.S./10K}$
- Temperature effect on full scale output:
 $\pm 0,0117\% \text{ F.S./10K}$ ($-10^{\circ}\text{C}/+20^{\circ}\text{C}$)
 $\pm 0,0175\% \text{ F.S./10K}$ ($+20^{\circ}\text{C}/+40^{\circ}\text{C}$)
- Compensated Temperature Range: $-10^{\circ}\text{C}/+40^{\circ}\text{C}$
- Operating Temperature Range: $-10^{\circ}\text{C}/+50^{\circ}\text{C}$
- Creep at nominal load in 30 minutes: $\pm 0,01\% \text{ F.S.}$
- Maximum tolerated excitation voltage: 15 VDC
- Input Resistance: $380 \pm 15 \text{ Ohm}$
- Output Resistance: $359 \pm 5 \text{ Ohm}$
- Insulation Resistance at 100V: $> 1000 \text{ MOhm}$
- Safe Overload: 150% F.S.
- Ultimate Overload: 300% F.S.
- Nominal displacement: $< 0.5 \text{ mm}$
- 6-wire shielded cable, 3m long, 5mm diameter

ATEX Version

- The CCATEX certificate makes the load cell suitable for use in hazardous areas with protection methods according to:
ATEX II 1G Ex ia IIC T6 (Ta $-20^{\circ}\div +40^{\circ}\text{C}$) TX (Ta $-20^{\circ}\div +65^{\circ}\text{C}$) Ga
ATEX II 1D Ex ta IIIC TX $^{\circ}\text{C}$ (Ta $-20^{\circ}\div +40^{\circ}\text{C}$) TX $^{\circ}\text{C}$ (Ta $-20^{\circ}\div +65^{\circ}\text{C}$) Da IP65.
The certificate includes the manual and the ATEX CE conformity declaration (available in EN, DE, FR, and IT).
- **IMPORTANT:** the certificate refers to the single load cell. For systems with more load cells, it is necessary to order one certificate for each load cell.

VERSIONS

Available versions

Codice	Piatto Max (mm)	Max (kg)
SPSW7.5 	500 x 400	7,5
SPSW15 	500 x 400	15
SPSW30 	500 x 400	30
SPSW50 	500 x 400	50
SPSW100 	500 x 400	100
SPSW200 	500 x 400	200



“YOUR WORLDWIDE PARTNER FOR WEIGHING,”

DINI ARGEO
FRANCE sarl
France

DINI ARGEO
GMBH
Germany

DINI ARGEO
UK Ltd
United Kingdom

DINI ARGEO WEIGHING
INSTRUMENTS Ltd
China

DINI ARGEO
OCEANIA
Australia



COMPANY HEADQUARTERS

Via Della Fisica, 20
41042 Spezzano di Fiorano Modena • Italy
Tel. +39.0536 843418

SERVICE ASSISTANCE

Via Dell'Elettronica, 15
41042 Spezzano di Fiorano Modena • Italy
Tel. +39.0536 921784

SALES AND TECHNICAL ASSISTANCE SERVICE